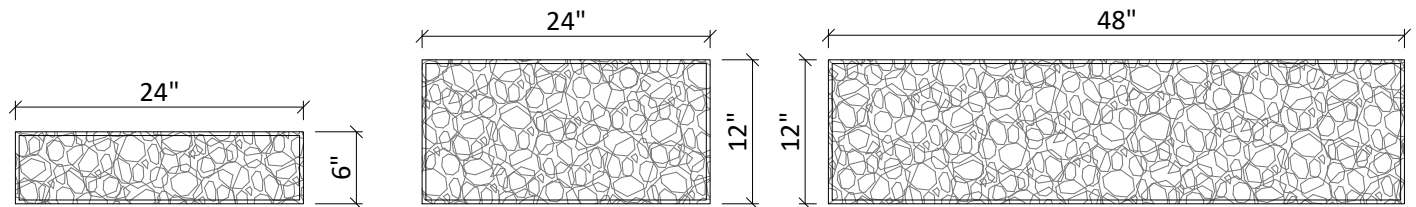


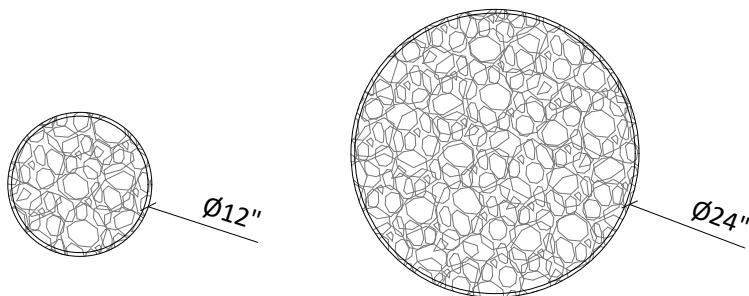
STANDARD CHAMFER

1 SQUARE PANEL OPTIONS

5 EDGE DETAIL

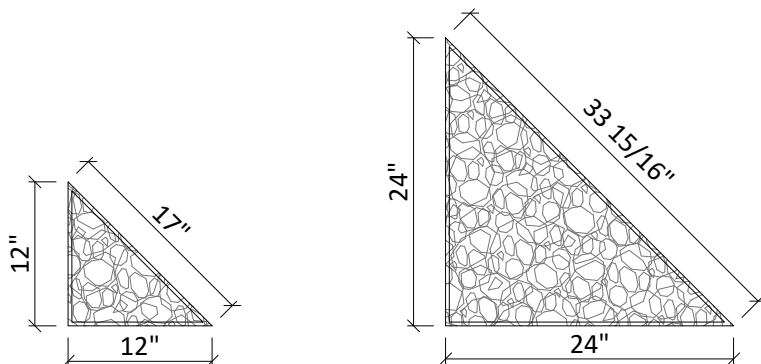


2 RECTANGLE PANEL OPTIONS



3 CIRCLE PANEL OPTIONS

PANEL OPTIONS
1"
1-3/8"
2"



FINISH OPTIONS
PRIMED CLEAR
PRIMED WHITE
CUSTOM PAINTED

4 ISOSCELES TRIANGLE PANEL OPTIONS

STRANDTEC - SHAPES PANEL DETAILS

SHEET NUMBER

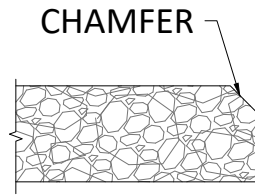
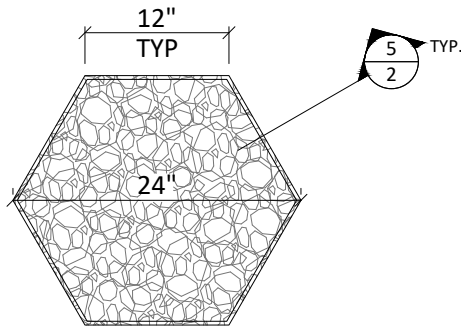
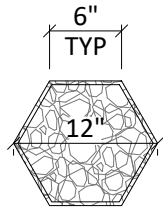
1

SCALE: AS NOTED

LAST REVISED: 7/6/2022

DRAWN BY: BH

DO NOT SCALE DRAWING. FIGURED DIMENSIONS ARE TO BE FOLLOWED. READ THIS DRAWING IN CONNECTION WITH GENERAL ARCHITECTURAL PLANS, STRUCTURAL PLANS, AND OTHER RELATED DRAWINGS. THESE DRAWINGS REPRESENT ASI'S UNDERSTANDING AND INTERPRETATION OF THE ARCHITECTURAL DRAWINGS AND HOW ASI PRODUCTS RELATE TO THE PROJECT. COPYRIGHT ASI © 2022



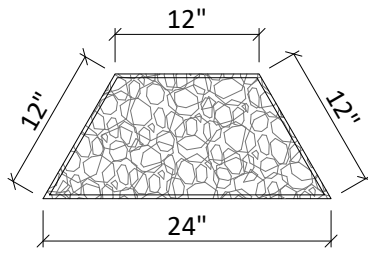
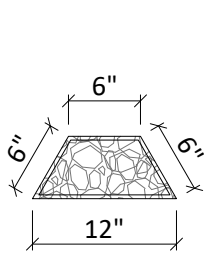
STANDARD CHAMFER

1 HEXAGON PANEL OPTIONS

SCALE: 3/4" = 1' 0"

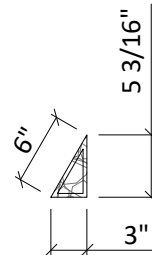
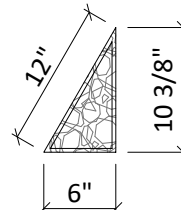
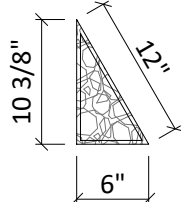
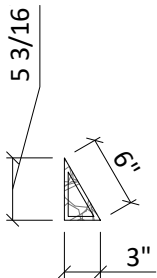
5 EDGE DETAIL

SCALE: 6" = 1' 0"



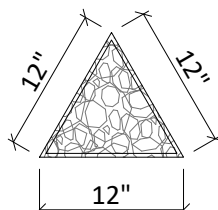
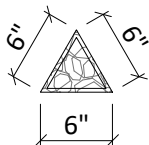
2 TRAPEZOID PANEL OPTIONS

SCALE: 3/4" = 1' 0"



3 SCALENE TRIANGLE PANEL OPTIONS

SCALE: 3/4" = 1' 0"



PANEL OPTIONS
1"
1-3/8"
2"

FINISH OPTIONS
PRIMED CLEAR
PRIMED WHITE
CUSTOM PAINTED

4 EQUILATERAL TRIANGLE PANEL OPTIONS

SCALE: 3/4" = 1' 0"



123 Columbia Court North, Chaska,
Minnesota 55318 P. 800.527.6253

STRANDTEC - SHAPES PANEL DETAILS CONTINUED

SCALE: AS NOTED

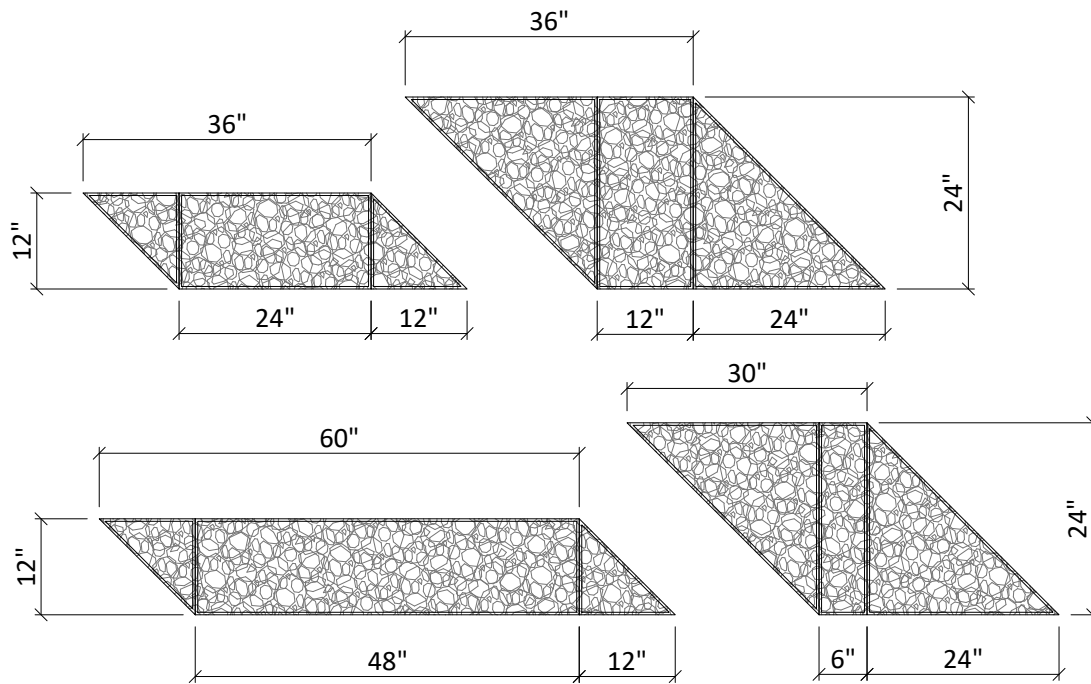
LAST REVISED: 7/6/2022

DRAWN BY: BH

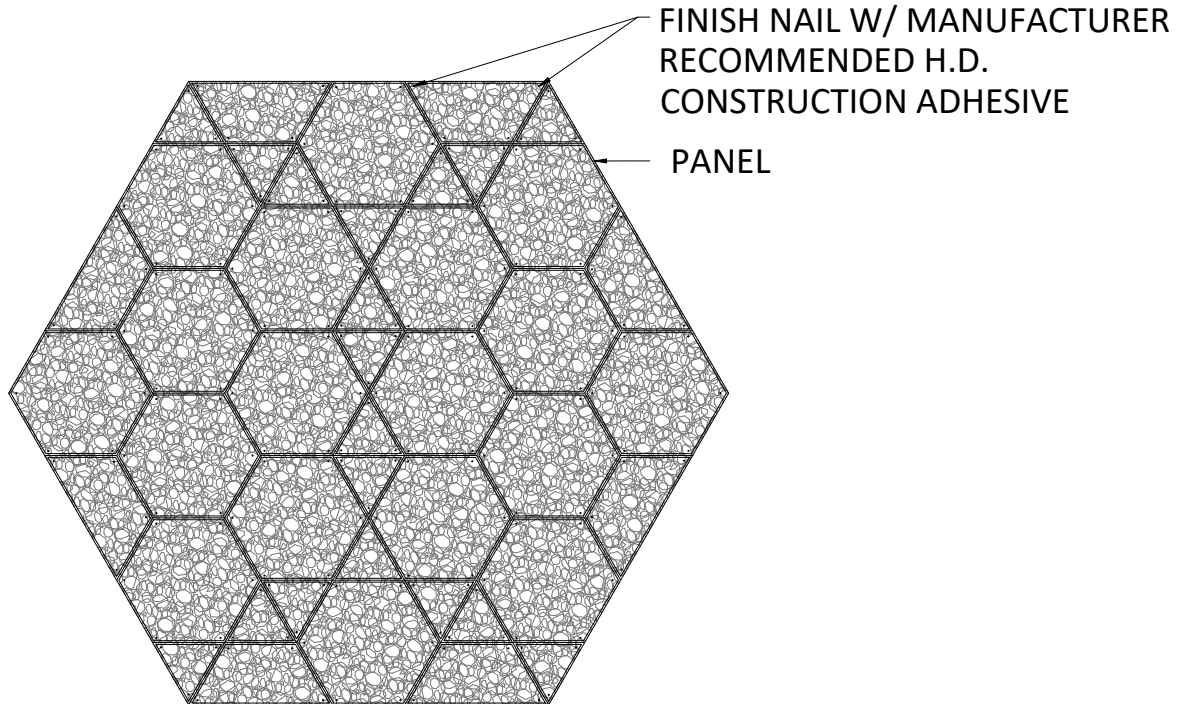
SHEET NUMBER

2

DO NOT SCALE DRAWING. FIGURED DIMENSIONS ARE TO BE FOLLOWED. READ THIS DRAWING IN CONNECTION WITH GENERAL ARCHITECTURAL PLANS, STRUCTURAL PLANS, AND OTHER RELATED DRAWINGS. THESE DRAWINGS REPRESENT ASI'S UNDERSTANDING AND INTERPRETATION OF THE ARCHITECTURAL DRAWINGS AND HOW ASI PRODUCTS RELATE TO THE PROJECT. COPYRIGHT ASI © 2022

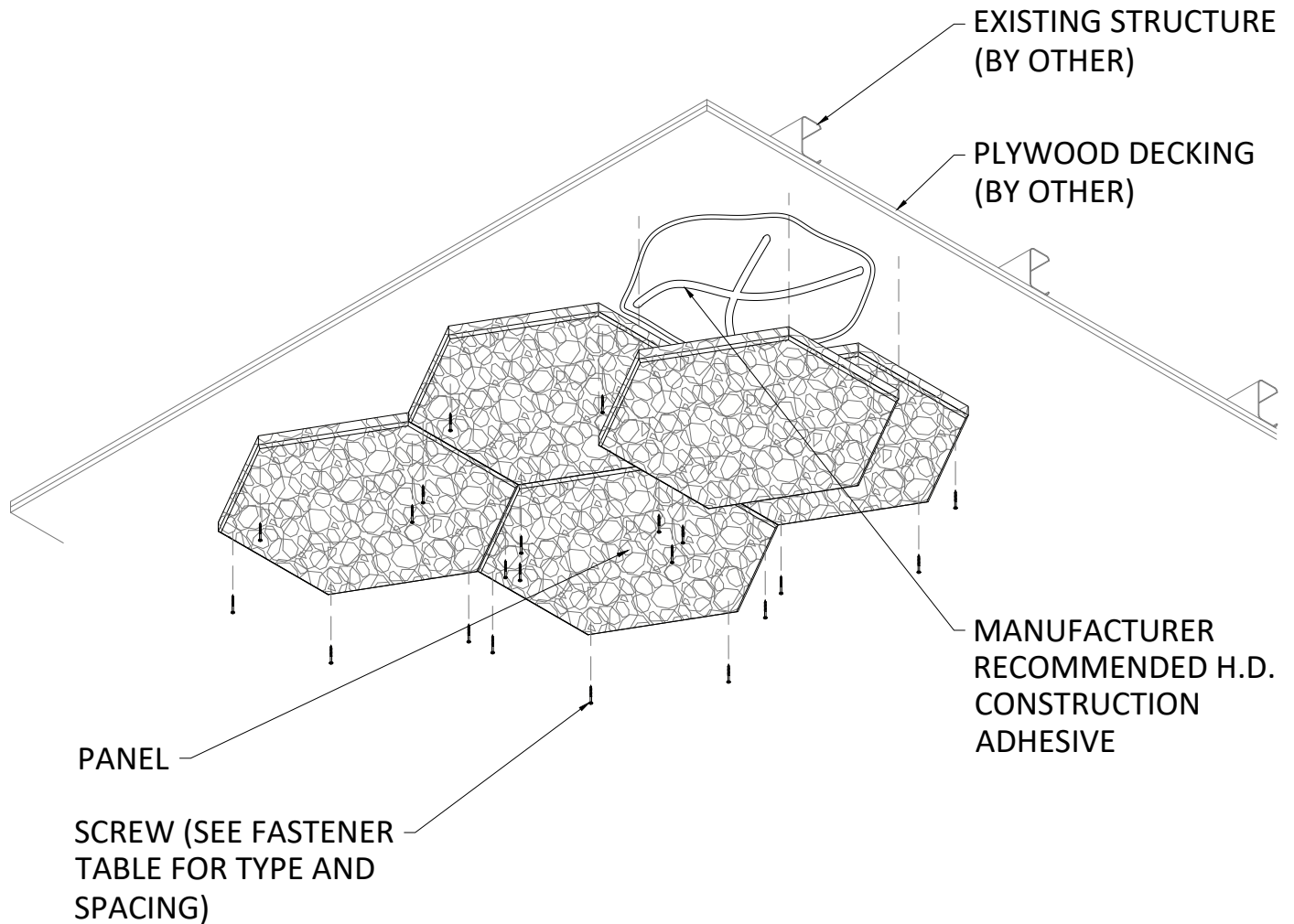


PARALLELOGRAM OPTIONS USING RECTANGLES AND ISOSCELES TRIANGLES



USING HEXAGONS, TRAPEZOIDS AND EQUILATERAL TRIANGLES

*SIMILAR INSTALLATION
METHOD FOR WALL INSTALLATION



1
4 MOUNTING OPTION 1 ISOMETRIC
SCALE: 3/4" = 1' 0"

***FOR WALL INSTALLATION ONLY - USE
MOUNTING OPTION 1 FOR ALL CEILING INSTALLS**

EXISTING STRUCTURE
(BY OTHER)

MANUFACTURER
RECOMMENDED H.D.
CONSTRUCTION
ADHESIVE

FINISH NAIL (BY OTHER)

PANEL

1
5 MOUNTING OPTION 2 ISOMETRIC

SCALE: 3/4" = 1' 0"

ASi

123 Columbia Court North, Chaska,
Minnesota 55318 P. 800.527.6253

STRANDTEC - SHAPES
MOUNTING OPTION 2 ISOMETRIC

SCALE: AS NOTED

LAST REVISED: 7/6/2022

DRAWN BY: BH

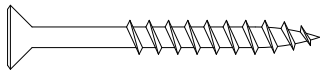
SHEET NUMBER

5

DO NOT SCALE DRAWING. FIGURED DIMENSIONS ARE TO BE FOLLOWED. READ THIS DRAWING IN CONNECTION WITH GENERAL ARCHITECTURAL PLANS, STRUCTURAL PLANS, AND OTHER RELATED DRAWINGS. THESE DRAWINGS REPRESENT ASI'S UNDERSTANDING AND INTERPRETATION OF THE ARCHITECTURAL DRAWINGS AND HOW ASI PRODUCTS RELATE TO THE PROJECT. COPYRIGHT ASI © 2022

SCREW TYPE CHART			
PANEL THICKNESS	SUBSTRATE	RECOMMENDED SCREW TYPE	RECOMMENDED SCREW LENGTH
1"	DRYWALL OR PLYWOOD	DRYWALL SCREW	1-5/8"
1-3/8"	DRYWALL OR PLYWOOD	DRYWALL SCREW	2-1/4"
2"	DRYWALL OR PLYWOOD	DRYWALL SCREW	3"
1"	CONCRETE	TAPCON	2-1/4"
1-3/8"	CONCRETE	TAPCON	2-3/4"
2"	CONCRETE	TAPCON	3-1/4"

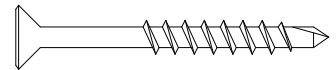
SCREW SPACING CHART		
APPLICATION	MINIMUM O.C. SPACING	MINIMUM SCREW DISTANCE FROM EDGE OF PANEL
CEILING	12"	$\frac{3}{4}$ "
WALL	24"	$\frac{3}{4}$ "
WALL: HIGH TRAFFIC	12"	$\frac{3}{4}$ "



**#6 SHARP POINT
DRYWALL SCREW
RECOMMENDED FOR
WOOD APPLICATION**



**#6 CMU SCREW
RECOMMENDED
FOR MASONRY
APPLICATION**



**#6 SELF TAPPING
SCREW
RECOMMENDED
FOR METAL
APPLICATIONS)**

ASi

123 Columbia Court North, Chaska,
Minnesota 55318 P. 800.527.6253

**STRANDTEC - SHAPES
FASTENER OPTIONS (FOR MOUNTING OPTION 1)**

SCALE: AS NOTED

LAST REVISED: 7/6/2022

DRAWN BY: BH

NOTES:
ABOVE FASTENERS ARE
RECOMMENDED BY ASI
FOR DIRECT ATTACH
APPLICATION -
FASTENERS BY OTHER

SHEET NUMBER

6

DO NOT SCALE DRAWING. FIGURED DIMENSIONS ARE TO BE FOLLOWED. READ THIS DRAWING IN CONNECTION WITH GENERAL ARCHITECTURAL PLANS, STRUCTURAL PLANS, AND OTHER RELATED DRAWINGS. THESE DRAWINGS REPRESENT ASI'S UNDERSTANDING AND INTERPRETATION OF THE ARCHITECTURAL DRAWINGS AND HOW ASI PRODUCTS RELATE TO THE PROJECT. COPYRIGHT ASI © 2022