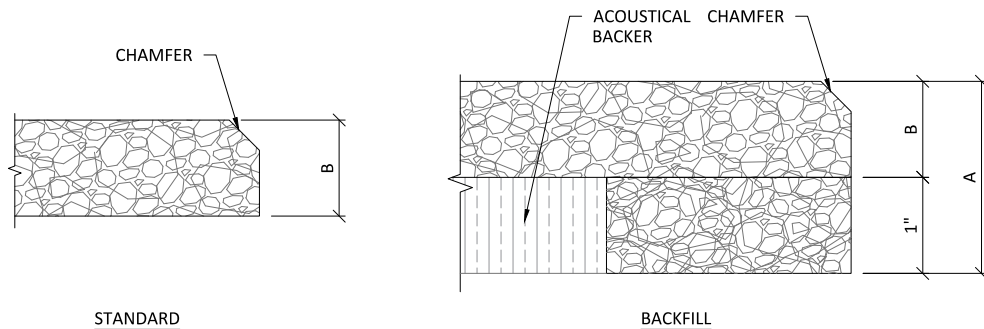


1 TYPICAL PANEL OPTIONS

SCALE: 3/4" = 1'-0"



FINISH OPTIONS
PRIMED CLEAR
PRIMED WHITE
CUSTOM PAINTED
FABRIC WRAPPED

PANEL OPTIONS	
A	B
2"	1"
2-3/8"	1-3/8"
3"	2"

2 PANEL PROFILE OPTIONS

SCALE: 6" = 1'-0"


STRANDTEC - Z-CLIP WALL SYSTEM PANEL OPTIONS

SCALE: AS NOTED


LAST REVISED: 1/30/2020

DRAWN BY: TL

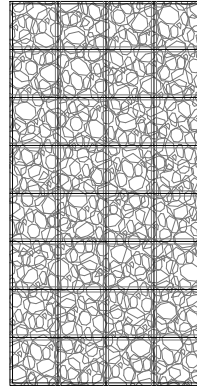
DO NOT SCALE DRAWING. FIGURED DIMENSIONS ARE TO BE FOLLOWED. READ THIS DRAWING IN CONNECTION WITH GENERAL ARCHITECTURAL PLANS, STRUCTURAL PLANS, AND OTHER RELATED DRAWINGS. THESE DRAWINGS REPRESENT ASI'S UNDERSTANDING AND INTERPRETATION OF THE ARCHITECTURAL DRAWINGS AND HOW ASI PRODUCTS RELATE TO THE PROJECT. COPYRIGHT ASI © 2020



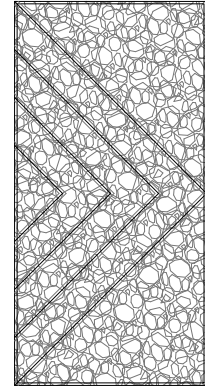
LATITUDE



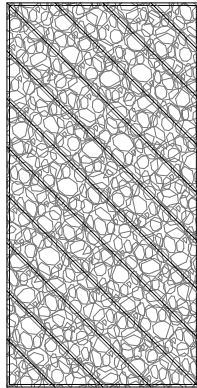
LONGITUDE



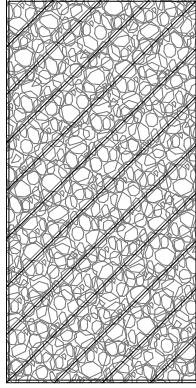
GRID




ARROW



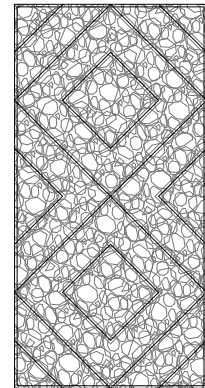
DOWNHILL



UPHILL



CROSSED



ASKEW

TYP. WALL ASSEMBLY
(BY OTHER)

Z-CLIP (FIELD ATTACHED
TO BACK OF PANEL)

Z-CLIP/Z-BAR FIELD ATTACHED
TO STRUCTURE (FASTENERS BY
OTHER)

TYP. WALL ASSEMBLY
(BY OTHER)

Z-CLIP (FIELD ATTACHED
TO BACK OF PANEL)

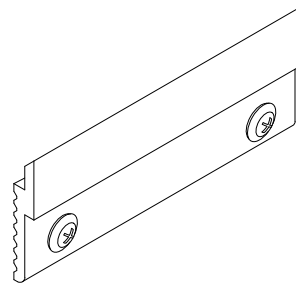
Z-CLIP/Z-BAR FIELD ATTACHED
TO STRUCTURE (FASTENERS BY
OTHER)

1
3 Z-CLIP SYSTEM SECTION (STANDARD)
SCALE: 3" = 1'-0"

2
3 Z-CLIP SYSTEM SECTION (BACKFILL)
SCALE: 3" = 1'-0"



3
3 Z-CLIP PROFILE
SCALE: 1" = 1'-0"



4
3 Z-CLIP
SCALE: 6" = 1'-0"

TYP. WALL ASSEMBLY
(BY OTHER)

Z-BAR/Z-CLIP (FIELD
ATTACHED TO
STRUCTURE)

1 Z-CLIP SYSTEM ISOMETRIC STANDARD
4 SCALE: 1 1/2" = 1'-0"

TYP. WALL ASSEMBLY
(BY OTHER)

Z-BAR/Z-CLIP (FIELD
ATTACHED TO
STRUCTURE)

1 Z-CLIP SYSTEM ISOMETRIC BACKFILL
5 SCALE: 1 1/2" = 1'-0"

STRANDTEC - Z-CLIP WALL SYSTEM BACKFILL ISOMETRIC

SCALE: AS NOTED

LAST REVISED: 1/30/2020

DRAWN BY: TL

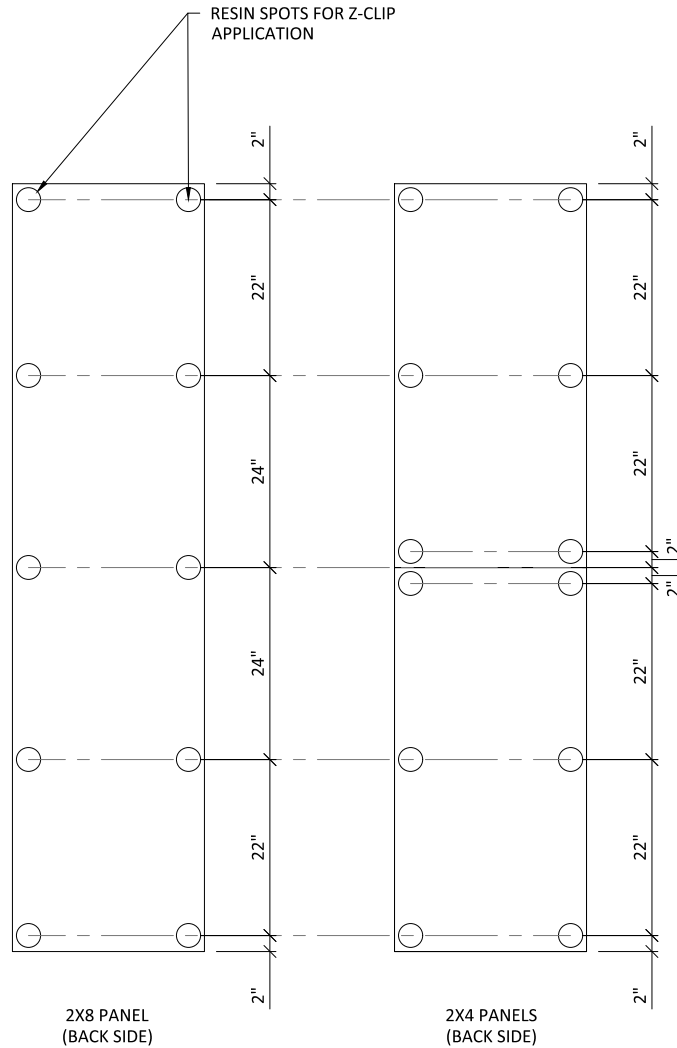
SHEET NUMBER

5

ASi

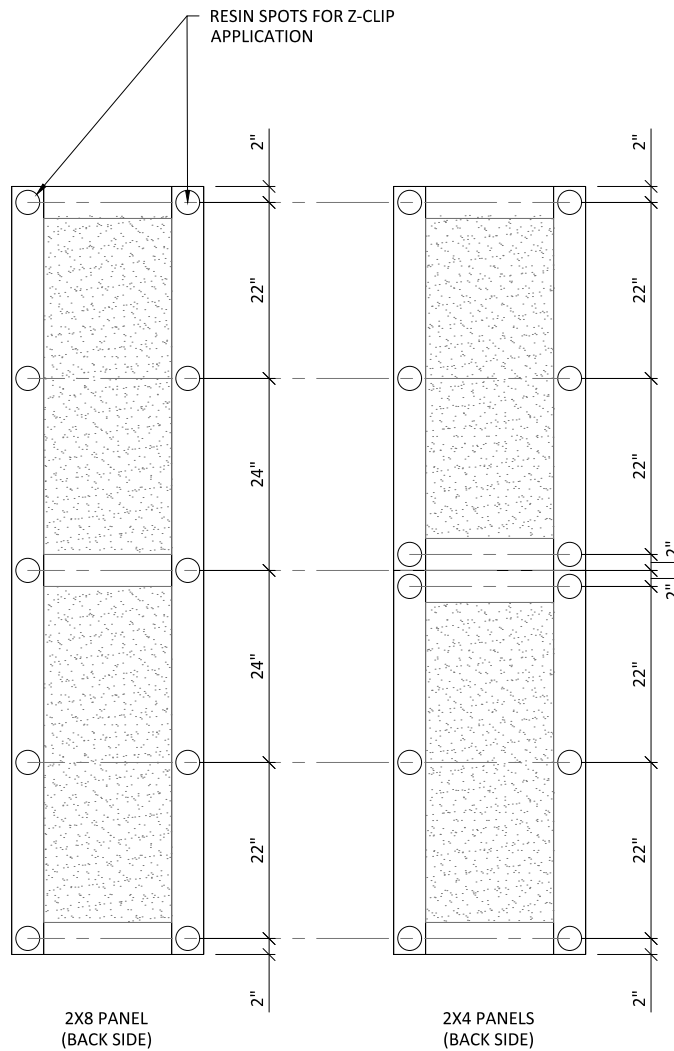
123 Columbia Court North, Chaska,
Minnesota 55318 P. 800.527.6253

DO NOT SCALE DRAWING. FIGURED DIMENSIONS ARE TO BE FOLLOWED. READ THIS DRAWING IN CONNECTION WITH GENERAL ARCHITECTURAL PLANS, STRUCTURAL PLANS, AND OTHER RELATED DRAWINGS. THESE DRAWINGS REPRESENT ASI'S UNDERSTANDING AND INTERPRETATION OF THE ARCHITECTURAL DRAWINGS AND HOW ASI PRODUCTS RELATE TO THE PROJECT. COPYRIGHT ASI © 2020



LAYOUT IS FOR USE WITH Z-CLIPS
ATTACHED WITH #8 - $\frac{3}{4}$ " TRUSS
HEAD SCREWS

1 Z-CLIP SYSTEM RESIN SPOT LAYOUT STANDARD
6 SCALE: 1/2" = 1'-0"



LAYOUT IS FOR USE WITH Z-CLIPS
ATTACHED WITH #8 - $\frac{3}{4}$ " TRUSS
HEAD SCREWS

$\frac{1}{7}$ Z-CLIP SYSTEM RESIN SPOT LAYOUT BACKFILL
SCALE: $\frac{1}{2}$ " = 1'-0"